

How to Download and Activate HealthJoy

HealthJoy is the first stop for all your healthcare and employee benefits needs. We've created an easy and seamless process to get started today! Below are some of the many methods you can use to activate your HealthJoy account:



APP STORE



EMAIL



SMS



FLYER



POSTCARD



WEBINAR

1 Download the App

Use one of the above methods to download the HealthJoy app, such as scanning the QR code on this flyer. The app is available for Android, iPhone, and iPad.

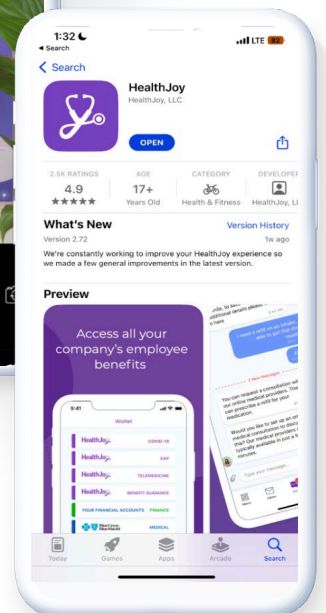
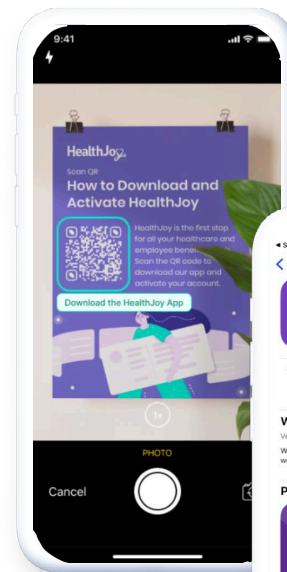

2 Sign Up

Open the HealthJoy app, click "Sign Up," and enter the email address tied to your employee benefits. If you use a different email, you'll need to answer additional security questions, including date of birth and the last four digits of your SSN, to verify your identity.

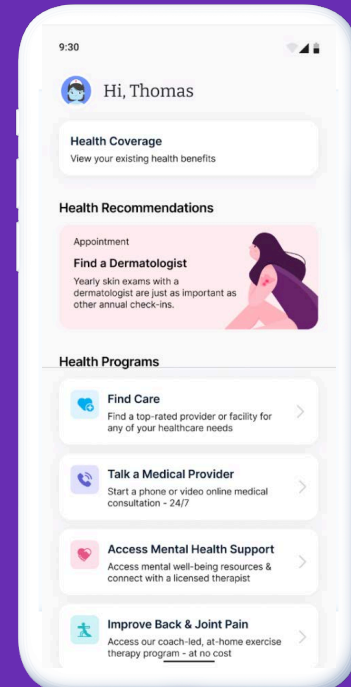
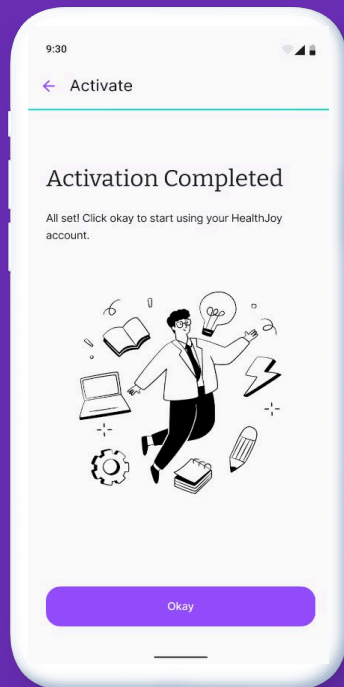
NOTE: An email address is required to create your HealthJoy account.

3 Activate

You'll receive an activation link via email and/or SMS after verifying your identity and plan benefits. Lastly, you'll be prompted to create a password of at least eight characters to secure your account. The entire process will take less than three minutes to complete.



Success! You now have full access to your HealthJoy account. JOY, your virtual healthcare assistant, will welcome you and provide tips on how to use the app.



Did you forget your password?

You can still log in! Enter your email address on the login screen. You can choose to update your password, or we can send a "magic link" to your phone or email so you can log in.



Or, visit: www.healthjoy.com/download

If you have any other issues with activation or logging into our system, please call or email us at:

(877) 500-3212
support@healthjoy.com